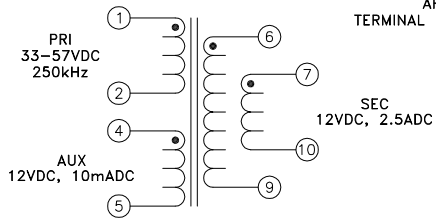
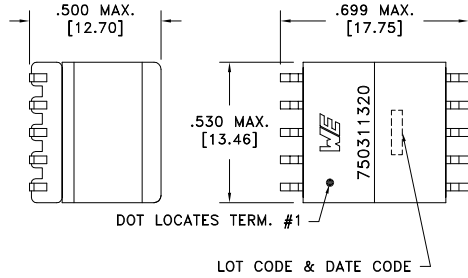
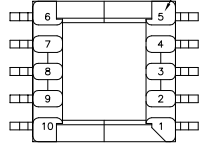


CUSTOMER TERMINAL	RoHS	LEAD(Pb)-FREE
Sn96%, Ag4%	Yes	Yes

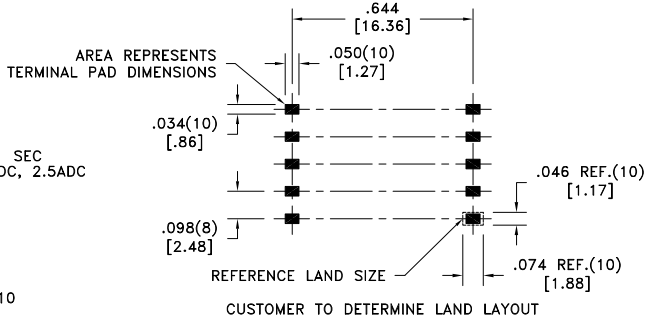
more than you expect



TERM. NO.'s FOR REF. ONLY



Customer to tie terminals 6+7 and 9+10 internally on PC Board.



ELECTRICAL SPECIFICATIONS @ 25°C unless otherwise noted:

PARAMETER	TEST CONDITIONS	VALUE
D.C. RESISTANCE	1-2 @20°C	0.210 ohms max.
D.C. RESISTANCE	4-5 @20°C	0.580 ohms max.
D.C. RESISTANCE	6-9 @20°C	0.070 ohms max.
D.C. RESISTANCE	7-10 @20°C	0.070 ohms max.
INDUCTANCE	1-2 100kHz, 240mVAC, Ls	100uH ±10%
INDUCTANCE	1-2 100kHz, 240mVAC, 1.3ADC, Ls	80uH min.
LEAKAGE INDUCTANCE	1-2 tie(6+7+9+10), 100kHz, 240mVAC, Ls	875nH max.
DIELECTRIC	1-6 tie(2+4, 6+7), 1500VAC, 1 second	-
URNS RATIO	(1-2):(4-5)	1.8:1, ±2%
URNS RATIO	(1-2):(6-9)	1.8:1, ±2%
URNS RATIO	(1-2):(7-10)	1.8:1, ±2%

GENERAL SPECIFICATIONS:

OPERATING TEMPERATURE RANGE: -40°C to +125°C including temp rise.

Wire insulation & RoHS status not affected by wire color.
Wire insulation color may vary depending on availability.

DETAILS SUBJECT TO CHANGE

REV.	DATE	Packaging Specifications Method: Tape & Reel PKG-0499 www.we-online.com/midcom		Tolerances unless otherwise specified: Angles: ±1° Fractions: ±1/64 Decimals: ±.005 [.13] Footprint: ±.005 [.13]	DRAWING TITLE TRANSFORMER	PART NO. 750311320
6A	12/11	SEE REVISION SHEET FOR REVISION LEVEL		This drawing is dual dimensioned. Dimensions in brackets are in millimeters.	eiSos p/n: 750311320	SPECIFICATION SHEET 1 OF 1