

1:1 Transmission Line Transformer, with Center Tap

5 - 1218 MHz



MABACT0040

Rev. V4

Features

- 1:1 Impedance
- Surface Mount
- Center Tap on Secondary
- Available on Tape and Reel
- 260° Reflow Compatible
- RoHS Compliant and Pb Free

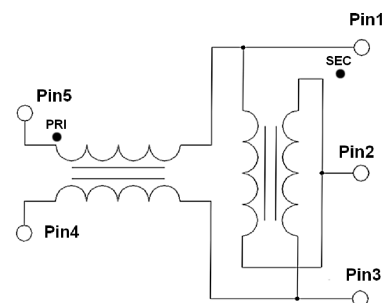
Applications

- High Volume CATV Broadband

Description

MABACT0040 is a 1:1 transmission line transformer in a low cost surface mount package. Excellent return loss.

Functional Schematic



Pin Configuration³

Pin #	Function	Pin #	Function
1	Secondary Dot (output 1)	4	Primary (ground)
2	Secondary center tap (ground)	5	Primary Dot (input)
3	Secondary (output 2)		

3. MACOM recommends connecting unused package pins to ground.

Electrical Specifications: Freq. = 5 - 1218 MHz, T_A = +25°C, P_{IN} = 0 dBm, Z₀ = 75 Ω

Parameter	Test Conditions	Units	Min.	Typ.	Max.
Impedance Ratio	—	Ratio	—	1:1	—
Insertion Loss 1 (pin 5 - pin 1)	—	dB	—	1.0	1.6
Insertion Loss 2 (pin 5 - pin 3)	—	dB	—	1.1	1.6
Amplitude Balance	5 - 1000 MHz	dB	—	0.1	±0.5
	1000 - 1218 MHz	dB	—	0.07	±0.7
Phase Balance (ref value 180°)	—	°	—	2.5	±10
Input Return Loss (pin 5)	—	dB	16	22	—

Ordering Information^{1,2}

Part Number	Package
MABACT0040	bulk
MABACT0040-TB	Sample Board

1. Reference Application Note M513 for reel size information.
2. All sample boards include 5 loose parts.

Recommended Maximum Ratings^{4,5}

Parameter	Units
Input Power	500 mW
DC Current	500 mA
Operating Temperature	-40°C to +105°C

4. Exceeding any one or combination of these limits may cause permanent damage to this device.
5. MACOM does not recommend sustained operation near these survivability limits.

¹ * Restrictions on Hazardous Substances, compliant to current RoHS EU directive.

1:1 Transmission Line Transformer, with Center Tap

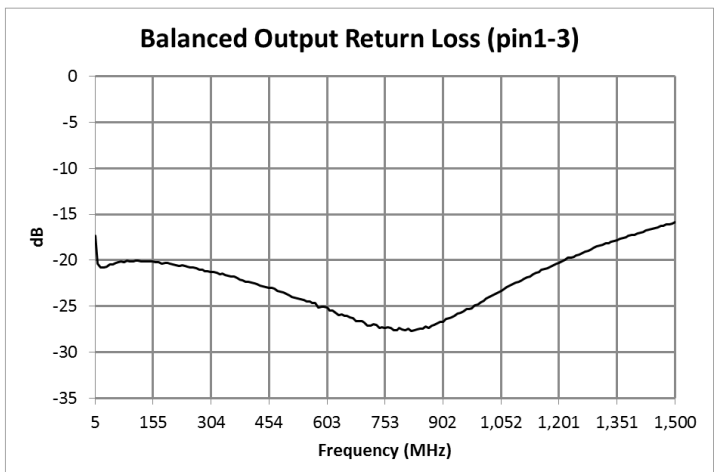
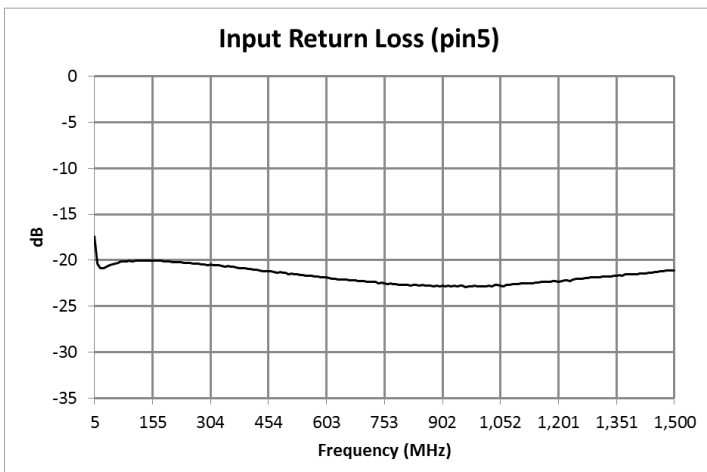
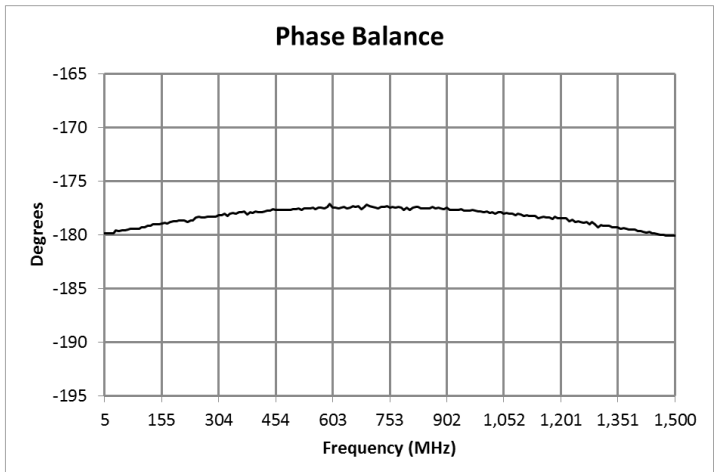
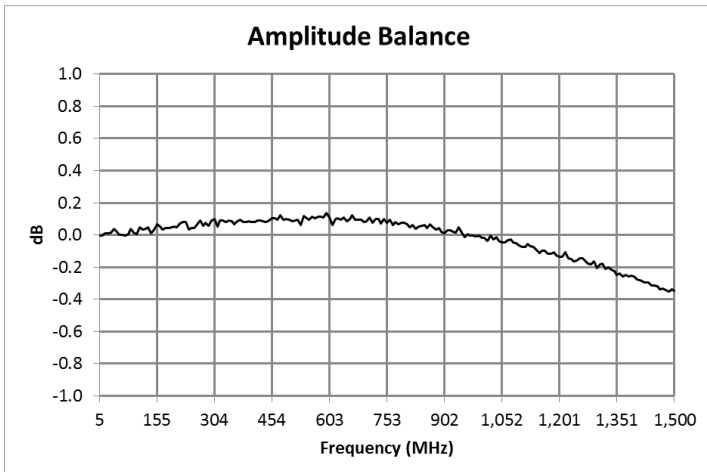
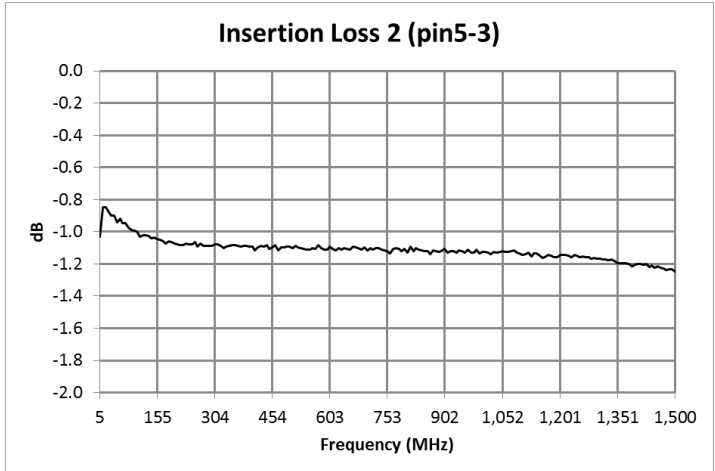
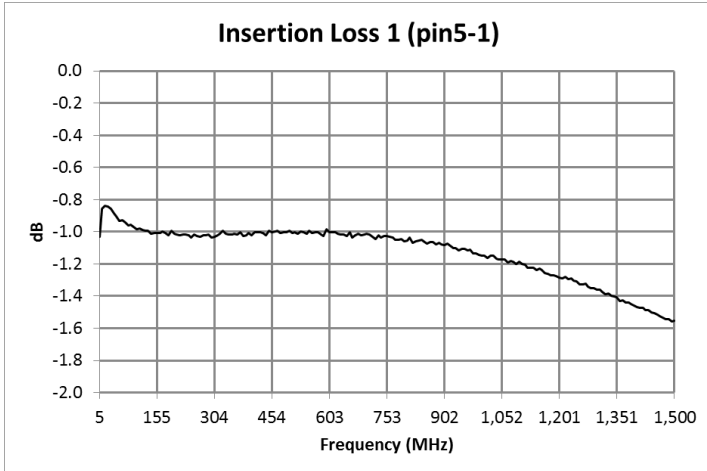
5 - 1218 MHz



MABACT0040

Rev. V4

Electrical Specifications: $T_A = 25^\circ\text{C}$, $P_{IN} = 0 \text{ dBm}$, $Z_0 = 75 \Omega$



Full temperature plots available on request

1:1 Transmission Line Transformer, with Center Tap

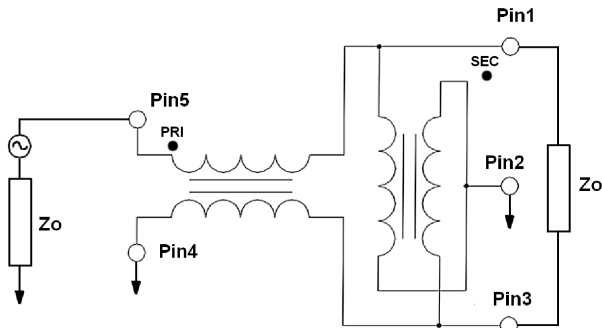
5 - 1218 MHz



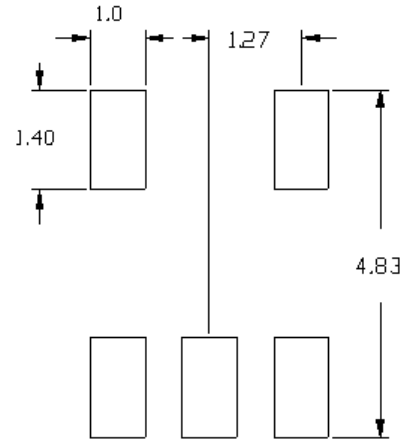
MABACT0040

Rev. V4

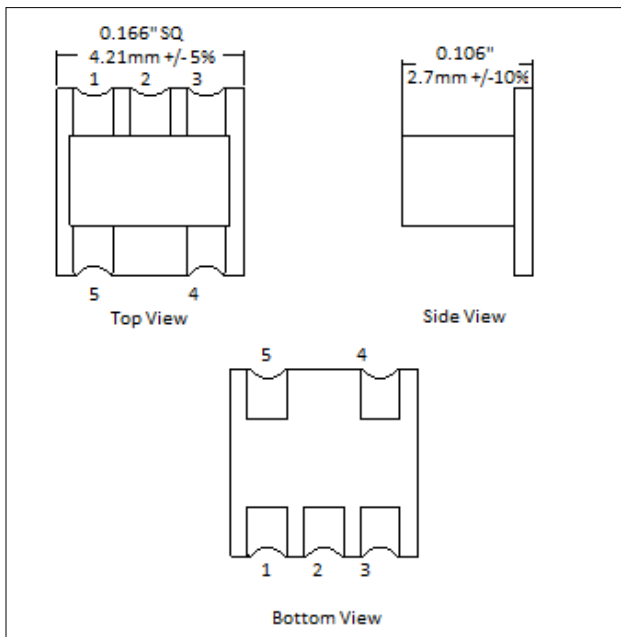
Application Circuit



PCB Layout

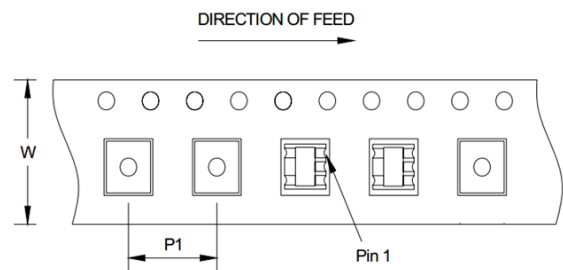


Outline Drawing



Dimensions in mm.
Tolerance: ± 0.2 mm unless otherwise noted.
Model number and lot code are printed on the reel.
Lead plating: ENIG.

Carrier Tape Orientation



Tape & Reel Information

Parameter	Units	Value
Qty per reel	-	2000
Reel Size	mm	330
Tape Width	mm	12.00
Pitch	mm	8.00
Orientation	-	F31
Reference Application Note ANI-019 for orientation		

1:1 Transmission Line Transformer, with Center Tap

5 - 1218 MHz



MABACT0040

Rev. V4

MACOM Technology Solutions Inc. ("MACOM"). All rights reserved.

These materials are provided in connection with MACOM's products as a service to its customers and may be used for informational purposes only. Except as provided in its Terms and Conditions of Sale or any separate agreement, MACOM assumes no liability or responsibility whatsoever, including for (i) errors or omissions in these materials; (ii) failure to update these materials; or (iii) conflicts or incompatibilities arising from future changes to specifications and product descriptions, which MACOM may make at any time, without notice. These materials grant no license, express or implied, to any intellectual property rights.

THESE MATERIALS ARE PROVIDED "AS IS" WITH NO WARRANTY OR LIABILITY, EXPRESS OR IMPLIED, RELATING TO SALE AND/OR USE OF MACOM PRODUCTS INCLUDING FITNESS FOR A PARTICULAR PURPOSE, MERCHANTABILITY, INFRINGEMENT OF INTELLECTUAL PROPERTY RIGHT, ACCURACY OR COMPLETENESS, OR SPECIAL, INDIRECT, INCIDENTAL, OR CONSEQUENTIAL DAMAGES WHICH MAY RESULT FROM USE OF THESE MATERIALS.

MACOM products are not intended for use in medical, lifesaving or life sustaining applications. MACOM customers using or selling MACOM products for use in such applications do so at their own risk and agree to fully indemnify MACOM for any damages resulting from such improper use or sale.