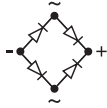



CBR1-D020S SERIES**SURFACE MOUNT
1 AMP
SILICON BRIDGE RECTIFIER**www.centrasemi.com**DESCRIPTION:**

The CENTRAL SEMICONDUCTOR CBR1-D020S series types are silicon full wave bridge rectifiers mounted in a durable epoxy surface mount molded case, utilizing glass passivated chips.

NOTE: Also available in Fast Recovery, please contact factory for details.

MARKING: FULL PART NUMBER**SMDIP CASE****MAXIMUM RATINGS:**(T_A=25°C unless otherwise noted)

	SYMBOL	CBR1-D020S	CBR1-D040S	CBR1-D060S	CBR1-D080S	CBR1-D100S	UNITS
Peak Repetitive Reverse Voltage	V _{RRM}	200	400	600	800	1000	V
DC Blocking Voltage	V _R	200	400	600	800	1000	V
RMS Reverse Voltage	V _{R(RMS)}	140	280	420	560	700	V
Average Forward Current (T _A =50°C)	I _O			1.0			A
Peak Forward Surge Current	I _{FSM}			50			A
Rating for Fusing (t<8.35ms)	I ² t			10			A ² s
Operating and Storage Junction Temperature	T _J , T _{stg}			-65 to +150			°C

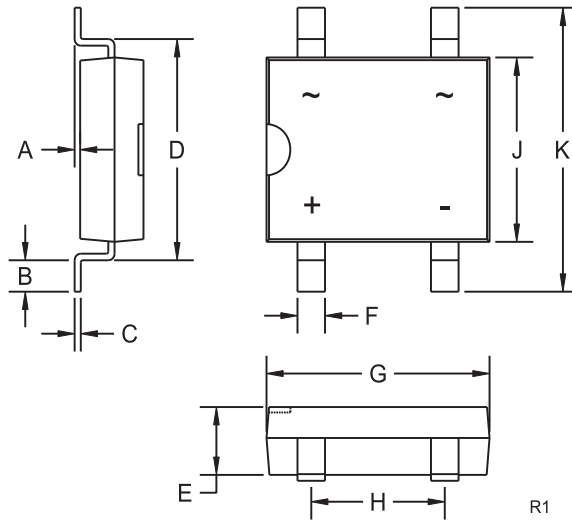
ELECTRICAL CHARACTERISTICS PER DIODE: (T_A=25°C unless otherwise noted)

SYMBOL	TEST CONDITIONS	MIN	TYP	MAX	UNITS
I _R	V _R =Rated V _{RRM}			10	μA
I _R	V _R =Rated V _{RRM} , T _A =125°C			0.5	mA
V _F	I _F =1.0A			1.1	V
C _J	V _R =4.0V, f=1.0MHz		25		pF

CBR1-D020S SERIES
SURFACE MOUNT
1 AMP
SILICON BRIDGE RECTIFIER



SMDIP CASE - MECHANICAL OUTLINE



SYMBOL	INCHES		MILLIMETERS	
	MIN	MAX	MIN	MAX
A	0.004	0.008	0.10	0.20
B	0.040	0.060	1.02	1.52
C	0.009		0.23	
D	0.290	0.310	7.37	7.87
E	0.086	0.098	2.18	2.49
F	0.038	0.042	0.97	1.07
G	0.316	0.335	8.03	8.51
H	0.195	0.205	4.95	5.21
J	0.245	0.255	6.22	6.48
K	0.360	0.410	9.14	10.41

SMDIP (REV: R1)

MARKING: FULL PART NUMBER

R3 (4-January 2010)

OUTSTANDING SUPPORT AND SUPERIOR SERVICES



PRODUCT SUPPORT

Central's operations team provides the highest level of support to insure product is delivered on-time.

- Supply management (Customer portals)
- Inventory bonding
- Consolidated shipping options
- Custom bar coding for shipments
- Custom product packing

DESIGNER SUPPORT/SERVICES

Central's applications engineering team is ready to discuss your design challenges. Just ask.

- Free quick ship samples (2nd day air)
- Online technical data and parametric search
- SPICE models
- Custom electrical curves
- Environmental regulation compliance
- Customer specific screening
- Up-screening capabilities
- Special wafer diffusions
- PbSn plating options
- Package details
- Application notes
- Application and design sample kits
- Custom product and package development

REQUESTING PRODUCT PLATING

1. If requesting Tin/Lead plated devices, add the suffix "TIN/LEAD" to the part number when ordering (example: 2N2222A TIN/LEAD).
2. If requesting Lead (Pb) Free plated devices, add the suffix "PBFREE" to the part number when ordering (example: 2N2222A PBFREE).

CONTACT US

Corporate Headquarters & Customer Support Team

Central Semiconductor Corp.
145 Adams Avenue
Hauppauge, NY 11788 USA
Main Tel: (631) 435-1110
Main Fax: (631) 435-1824
Support Team Fax: (631) 435-3388
www.centalsemi.com

Worldwide Field Representatives:
www.centalsemi.com/wwreps

Worldwide Distributors:
www.centalsemi.com/wwdistributors

For the latest version of Central Semiconductor's **LIMITATIONS AND DAMAGES DISCLAIMER**, which is part of Central's Standard Terms and Conditions of sale, visit: www.centalsemi.com/terms