

C4520X7R3D102M130KA

TDK Item Description : C4520X7R3D102MT****



Application & Main Feature

Commercial Grade (High Voltage (1000V and over))

Series

C4520 [EIA CC1808]



Dimensions

L 4.50mm +/-0.4mm
 W 2.00mm +/-0.2mm
 T 1.30mm +/-0.2mm
 B 0.20mm Min.
 G

Temperature Characteristic

X7R (-55 to 125 degC +/-15%)

Rated Voltage

3D (2000Vdc)

Capacitance

1nF

Capacitance Tolerance

M (+/-20%)

Dissipation Factor

3% Max.

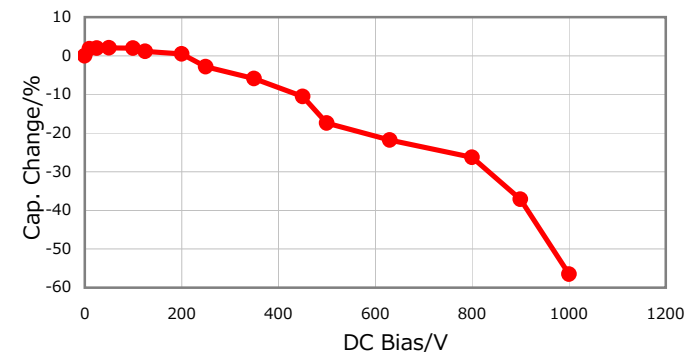
Insulation Resistance

10Gohm Min.

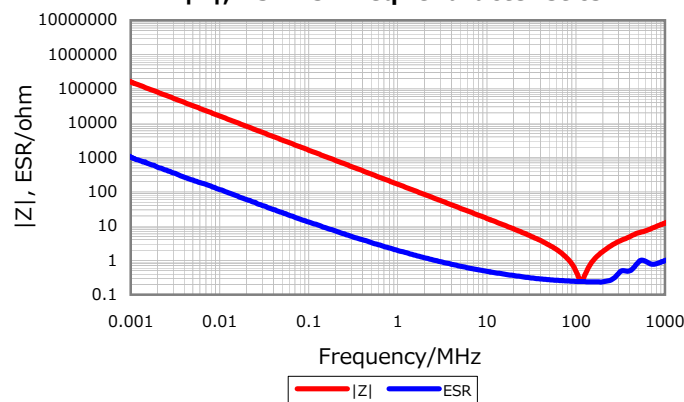
AEC-Q200

Not Applicable

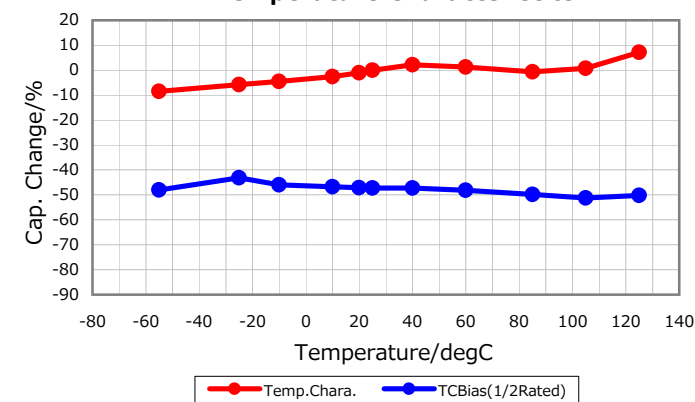
DC Bias Characteristic



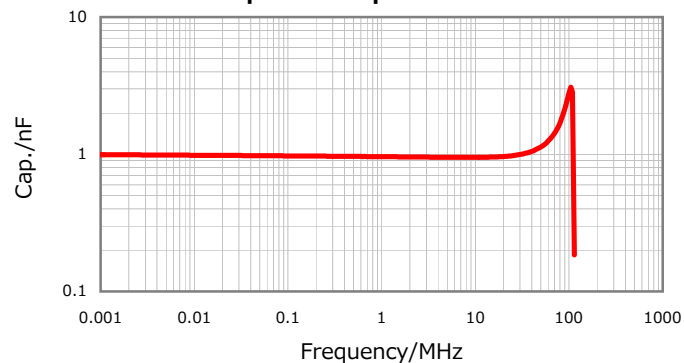
|Z|, ESR vs. Freq. Characteristics



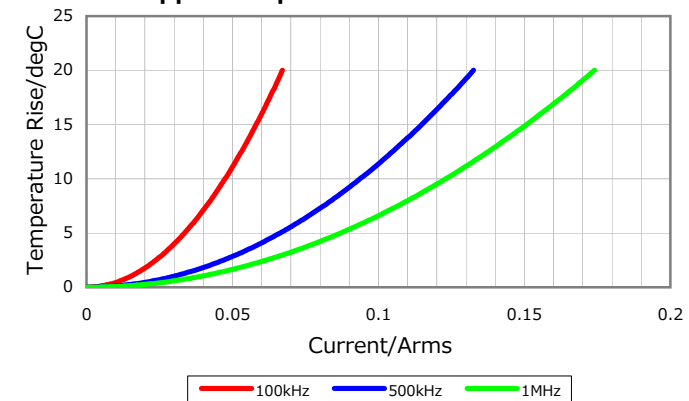
Temperature Characteristics



Cap. vs. Freq. Characteristic



Ripple Temperature Rise Characteristics



Characterization Sheet (Multilayer Ceramic Chip Capacitors)



All specifications are subject to change without notice.

January 4, 2016