

Title of Change:	New revision of Case Outline 567JZ.
Effective date:	06 Jun 2022
Contact information:	Contact your local onsemi Sales Office or Marek.Haluska@onsemi.com
Type of notification:	This Product Bulletin is for notification purposes only. onsemi will proceed with implementation of this change upon publication of this Product Bulletin.
Change Category:	New revision of Case Outline 567JZ
Change Sub-Category(s):	Datasheet/Product Doc change

Sites Affected:

onsemi Sites	External Foundry/Subcon Sites
None	None

Description and Purpose:

Case 567JZ physical dimension table has been updated to properly reflect the actual dimension for parameter b.

This is a documentation update only. There are no physical changes to product dimensions, and no change to the solder footprint is required.

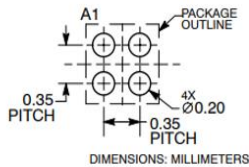
Required change:

WLCSP4, 0.64x0.64
 CASE 567JZ
 ISSUE A

- NOTES:
1. DIMENSIONING AND TOLERANCING PER ASME Y14.5M, 1994.
 2. CONTROLLING DIMENSION: MILLIMETERS.
 3. COPLANARITY APPLIES TO SPHERICAL CROWNS OF SOLDER BALLS.

MILLIMETERS			
DIM	MIN	NOM	MAX
A	---	---	0.33
A1	0.04	0.06	0.08
A2	0.23 REF		
b	0.195	0.210	0.225
D	0.610	0.640	0.670
E	0.610	0.640	0.670
e	0.35 BSC		

RECOMMENDED SOLDERING FOOTPRINT*



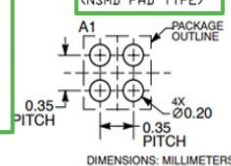

WLCSP4, 0.64x0.64
 CASE 567JZ
 ISSUE B

NOTES:

1. DIMENSIONING AND TOLERANCING PER ASME Y14.5M, 2009.
2. CONTROLLING DIMENSION: MILLIMETERS
3. DATUM C, THE SEATING PLANE, IS DEFINED BY THE SPHERICAL CROWNS OF THE CONTACT BALLS.
4. COPLANARITY APPLIES TO THE SPHERICAL CROWNS OF THE CONTACT BALLS.
5. DIMENSION b IS MEASURED AT THE MAXIMUM CONTACT BALL DIAMETER PARALLEL TO DATUM C.

MILLIMETERS			
DIM	MIN	NOM	MAX
A	---	---	0.33
A1	0.04	0.06	0.08
A2	0.23 REF		
b	0.180	0.200	0.220
D	0.610	0.640	0.670
E	0.610	0.640	0.670
e	0.35 BSC		

RECOMMENDED MOUNTING FOOTPRINT* (NSMD PAD TYPE)



- * (1): Changed values for b based on the actual package dimensions
- * (2): Added two notes, 4 & 5, about datum C and dimension b
- * (3): Added note for recommended solder mounting process
- * (4): Added generic marking diagram

List of Affected Standard Parts:

Note: Only the standard (off the shelf) part numbers are listed in the parts list. Any custom parts affected by this PCN are shown in the customer specific PCN addendum in the PCN email notification, or on the **PCN Customized Portal**.

NCP148AFCT180T2G	NCP148AFCT250T2G	NCP148AFCT260T2G
NCP148AFCT270T2G	NCP148AFCT280T2G	NCP148AFCT285T2G
NCP160AFCT180T2G	NCP160AFCT280T2G	NCP160AFCT285T2G
NCP160AFCT300T2G	NCP160AFCT330T2G	NCP160AFCT450T2G
NCP160AFCT500T2G	NCP160AFCT514T2G	NCP160AFCTC180T2G
NCP160AFCTC330T2G	NCP160BFCT210T2G	NCP160BFCT250T2G
NCP160BFCT280T2G	NCP160BFCT350T2G	NCP160BFCT450T2G
NCP161AFCT330T2G	NCP161AFCT450T2G	NCP161AFCT514T2G
NCP161BFCT180T2G	NCP161BFCT250T2G	NCP161BFCT280T2G
NCP161BFCT500T2G	NCP163AFCT120T2G	NCP163AFCT180T2G
NCP163AFCT250T2G	NCP163AFCT260T2G	NCP167BFCT330T2G
NCP167AFCTC350T2G	NCP167AFCT350T2G	NCP167AFCT330T2G
NCP167AFCT295T2G	NCP167AFCT285T2G	NCP167AFCT180T2G
NCP163AFCT330T2G	NCP163AFCT2925T2G	NCP163AFCT285T2G
NCP163AFCT280T2G	NCP163AFCT270T2G	NCP161BFCT514T2G
NCP161AFCTC350T2G	NCP161AFCTC280T2G	NCP161AFCT300T2G
NCP161AFCT280T2G	NCP161AFCT185T2G	NCP161AFCT180T2G
NCP160BFCT514T2G	NCP160BFCT500T2G	NCP160BFCT300T2G

Product	Customer Part Number	Qualification Vehicle	New Part Number	Replacement Supplier
NCP148AFCT180T2G		NA		
NCP148AFCT270T2G		NA		
NCP148AFCT280T2G		NA		
NCP148AFCT285T2G		NA		
NCP160AFCT180T2G		NA		
NCP160AFCT300T2G		NA		
NCP160AFCT330T2G		NA		
NCP160BFCT210T2G		NA		
NCP161AFCT330T2G		NA		
NCP161BFCT180T2G		NA		
NCP161BFCT280T2G		NA		
NCP163AFCT120T2G		NA		
NCP167BFCT330T2G		NA		
NCP167AFCT350T2G		NA		
NCP167AFCT330T2G		NA		
NCP167AFCT285T2G		NA		
NCP167AFCT180T2G		NA		
NCP163AFCT330T2G		NA		
NCP163AFCT280T2G		NA		
NCP161AFCT300T2G		NA		
NCP161AFCT280T2G		NA		
NCP161AFCT180T2G		NA		
NCP148AFCT250T2G		NA		
NCP148AFCT260T2G		NA		