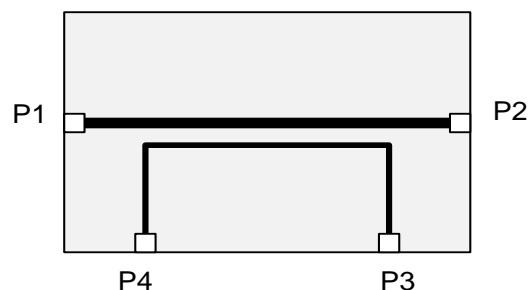


Multi-layer Bi-Directional Coupler

FI 168K169706-T



P1 : In/Output RF
 P2 : In/Output RF
 P3 : Coupled RF – P2
 P4 : Coupled RF – P1

Tentative Specifications

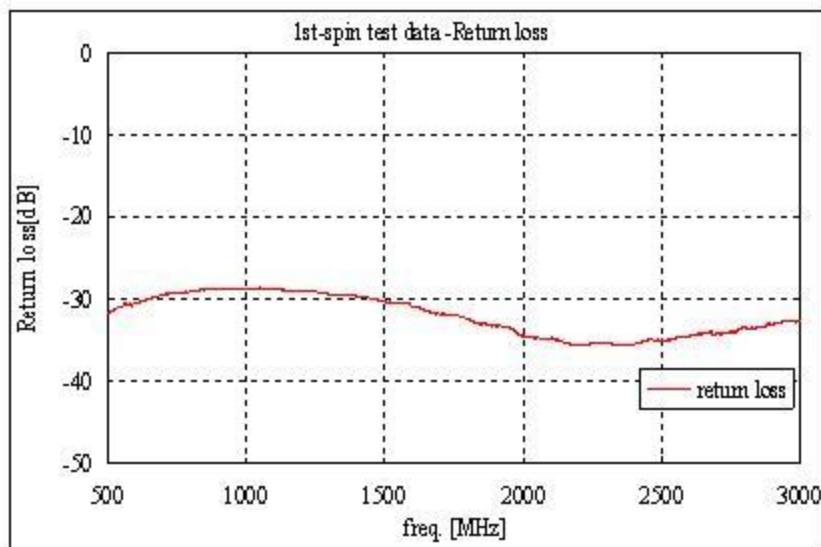
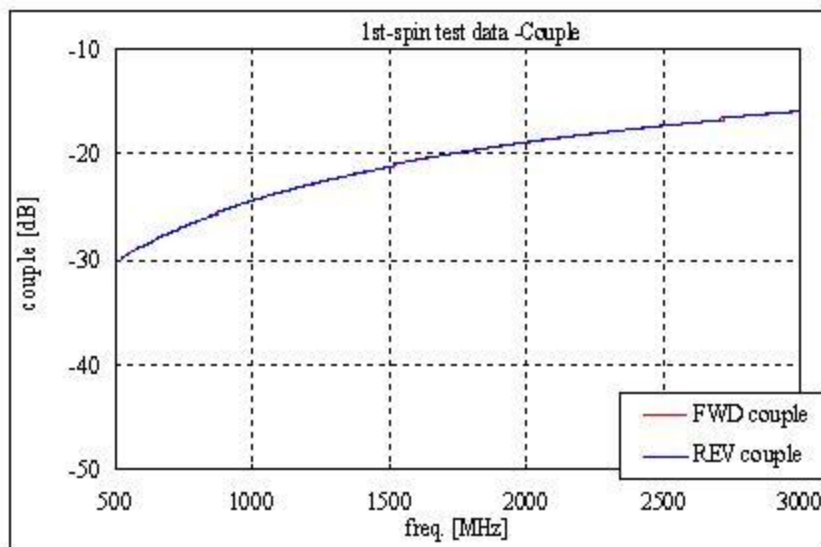
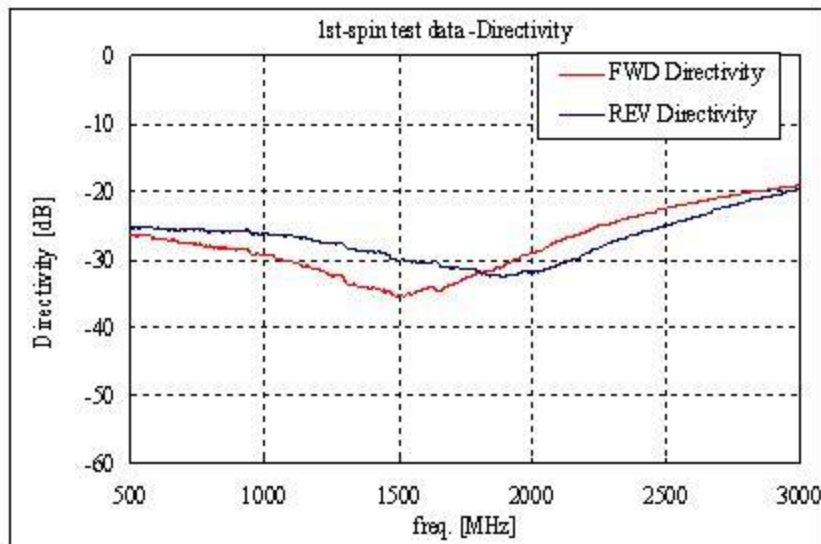
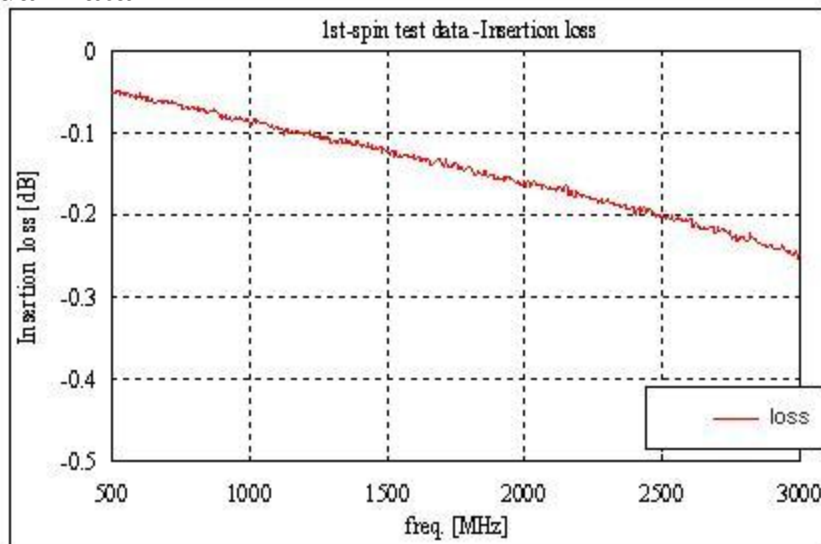
#	Parameter	Specifications			unit	Conditions
		min	typ	max		
1.0	Frequency range P1 - P2	699		2690	MHz	
1.1	Return loss	15	20		dB	at all ports
1.2.0	Insertion loss P1 - P2 699 - 960 MHz		0.06	0.15	dB	at 25deg-C
				0.25		at -40deg-C ~ +85deg-C
1.2.1	Insertion loss P1 - P2 1000 - 2025 MHz		0.15	0.2	dB	at 25deg-C
				0.3		at -40deg-C ~ +85deg-C
1.2.3	Insertion loss P1 - P2 2110 - 2690 MHz		0.2	0.25	dB	at 25deg-C
				0.35		at -40deg-C ~ +85deg-C
1.3	Ripple across freq band					
	699 - 746 MHz		0.01	0.2		
	791 - 862 MHz		0.01	0.2		
	824 - 960 MHz		0.02	0.2		
	1710 - 2170 MHz		0.07	0.2		
1.4	RF Coupling					
	Port 1 --> Port 4 or Port 2 --> Port 3					
	699 - 915 MHz	24.5	25.2~27.4	29	dB	
	1710 - 2025 MHz	17.5	18.3~20.1	21	dB	
	2300 - 2620 MHz	16	16.9~17.6	19	dB	
1.5	Directivity of coupler	18	21.7		dB	

Notice : All the technical data and specifications are subject to change without prior notice. This product is only intended for use in general communications applications and not intended for applications such as automotive embedded systems where higher safety and reliability are required. Before making final selection, please check product specification.

Multi-layer Bi-Directional Coupler

FI 168K169706-T

Actual Data

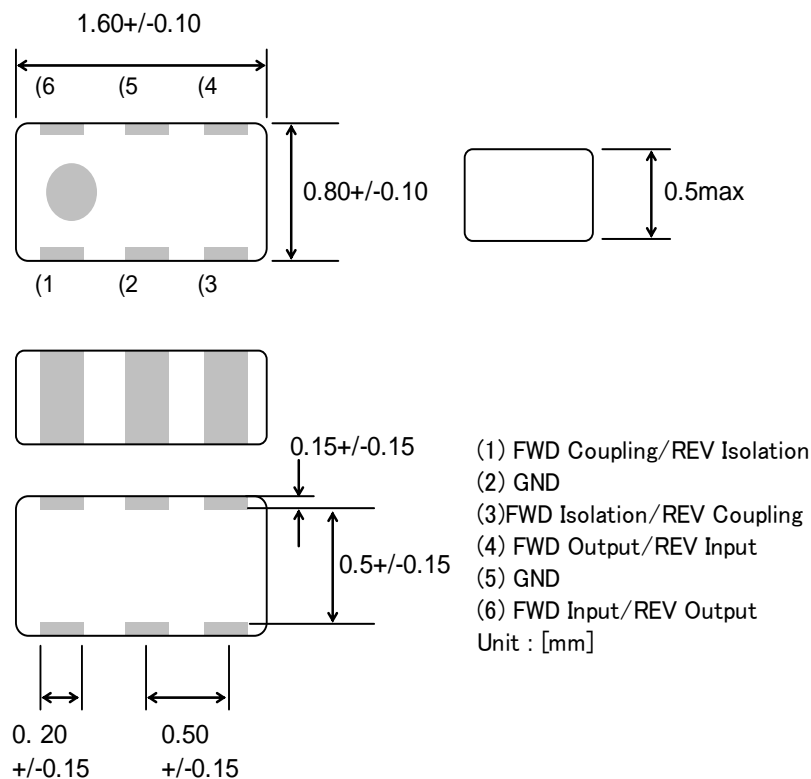


Notice : All the technical data and specifications are subject to change without prior notice. This product is only intended for use in general communications applications and not intended for applications such as automotive embedded systems where higher safety and reliability are required. Before making final selection, please check product specification.

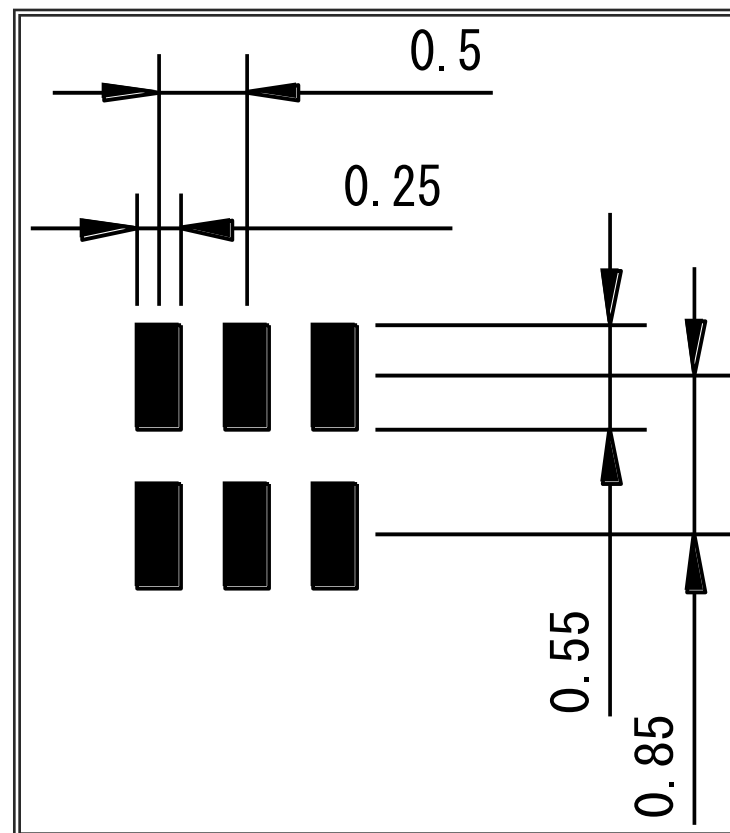
Multi-layer Bi-Directional Coupler

FI 168K169706-T

■ Shape and dimensions



■ Recommended land pattern



Notice : All the technical data and specifications are subject to change without prior notice. This product is only intended for use in general communications applications and not intended for applications such as automotive embedded systems where higher safety and reliability are required. Before making final selection, please check product specification.