



BZX84B2V4 SERIES

SURFACE MOUNT SILICON ZENER DIODES

VOLTAGE	2.4 to 75 Volt	POWER	410 mWatt
----------------	-----------------------	--------------	------------------

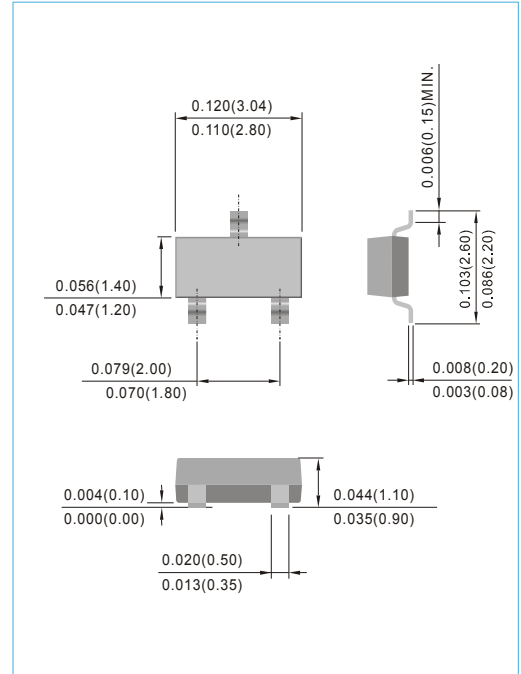
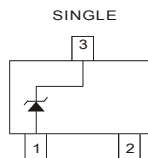
SOT-23 Unit : inch(mm)

FEATURES

- Planar Die construction
- 410mW Power Dissipation
- Zener Voltages from 2.4~75V
- Ideally Suited for Automated Assembly Processes
- Lead free in compliance with EU RoHS 2.0
- Green molding compound as per IEC 61249 standard

MECHANICAL DATA

- Case: SOT-23, Molded Plastic
- Terminals: Solderable per MIL-STD-750, Method 2026
- Polarity: See Diagram Below
- Approx. Weight: 0.0003 ounces, 0.0084 grams



MAXIMUM RATINGS AND ELECTRICAL CHARACTERISTICS

Parameter	Symbol	Value	Units
Maximum Power Dissipation (Notes A) at 25°C	P _D	410	mW
Operating Junction and Storage Temperature Range	T _J	-55 to +150	°C

NOTES :

A. Mounted on 5mm²(0.013mm thick) land areas.



BZX84B2V4 SERIES

Part Number	Nominal Zener Voltage			Max. Zener Impedance				Max Reverse Leakage Current		Marking Code
	V _Z @ I _{ZT}			Z _{ZT} @ I _{ZT}		Z _{ZK} @ I _{ZK}		I _R @ V _R		
	Nom. V	Min. V	Max. V	Ω	mA	Ω	mA	μA	V	
410 mWatts Zener Diodes										
BZX84B2V4	2.4	2.35	2.45	100	5.0	600	1.00	50	1.0	W1
BZX84B2V7	2.7	2.64	2.75	100	5.0	600	1.00	20	1.0	W2
BZX84B3	3.0	2.94	3.06	95	5.0	600	1.00	10	1.0	W3
BZX84B3V3	3.3	3.23	3.37	95	5.0	600	1.00	5.0	1.0	W4
BZX84B3V6	3.6	3.52	3.67	90	5.0	600	1.00	5.0	1.0	W5
BZX84B3V9	3.9	3.82	3.98	90	5.0	600	1.00	3.0	1.0	W6
BZX84B4V3	4.3	4.21	4.39	90	5.0	600	1.00	3.0	1.0	W7
BZX84B4V7	4.7	4.61	4.79	80	5.0	500	1.00	3.0	2.0	W8
BZX84B5V1	5.1	5.00	5.20	60	5.0	480	1.00	2.0	2.0	W9
BZX84B5V6	5.6	5.49	5.71	40	5.0	400	1.00	1.0	2.0	WA
BZX84B6V2	6.2	6.08	6.32	10	5.0	150	1.00	3.0	4.0	WB
BZX84B6V8	6.8	6.66	6.94	15	5.0	80	1.00	2.0	4.0	WC
BZX84B7V5	7.5	7.35	7.65	15	5.0	80	1.00	1.0	5.0	WD
BZX84B8V2	8.2	8.04	8.36	15	5.0	80	1.00	0.7	5.0	WE
BZX84B8V7	8.7	8.53	8.87	15	5.0	100	1.00	0.7	5.0	87C
BZX84B9V1	9.1	8.92	9.28	15	5.0	100	1.00	0.5	6.0	WF
BZX84B10	10	9.80	10.20	20	5.0	150	1.00	0.2	7.0	WG
BZX84B11	11	10.78	11.22	20	5.0	150	1.00	0.1	8.0	WH
BZX84B12	12	11.76	12.24	25	5.0	150	1.00	0.1	8.0	WI
BZX84B13	13	12.74	13.26	30	5.0	170	1.00	0.1	8.0	WK
BZX84B14	14	13.72	14.28	30	5.0	170	1.00	0.1	10.0	WJ
BZX84B15	15	14.70	15.30	30	5.0	200	1.00	0.1	10.5	WL
BZX84B16	16	15.68	16.32	40	5.0	200	1.00	0.1	11.2	WM
BZX84B17	17	16.66	17.34	40	5.0	200	1.00	0.1	12.2	17C
BZX84B18	18	17.64	18.36	45	5.0	225	1.00	0.1	12.6	WN
BZX84B20	20	19.60	20.40	55	5.0	225	1.00	0.1	14.0	WO
BZX84B22	22	21.56	22.44	55	5.0	250	1.00	0.1	15.4	WP
BZX84B24	24	23.52	24.48	70	5.0	250	1.00	0.1	16.8	WR
BZX84B27	27	26.46	27.54	80	5.0	300	1.00	0.1	18.9	WS
BZX84B28	28	27.44	28.56	80	5.0	300	1.00	0.1	20.5	28C
BZX84B30	30	29.40	30.60	80	5.0	300	1.00	0.1	21.0	WT
BZX84B33	33	32.34	33.66	80	5.0	325	1.00	0.1	23.1	WU
BZX84B36	36	35.28	36.72	90	5.0	350	1.00	0.1	25.2	WW
BZX84B39	39	38.22	39.78	130	5.0	350	1.00	0.1	27.3	WX
BZX84B43	43	42.14	43.86	150	5.0	375	1.00	0.1	30.1	WY
BZX84B47	47	46.06	47.94	170	5.0	375	1.00	0.1	32.9	WZ
BZX84B51	51	49.98	52.02	100	5.0	400	1.00	0.1	38.0	XA
BZX84B56	56	54.88	57.12	135	2.5	1000	1.00	0.1	42.0	X2
BZX84B62	62	60.76	63.24	150	2.5	1000	1.00	0.1	46.0	X3
BZX84B68	68	66.64	69.36	200	2.5	1000	1.00	0.1	51.0	X4
BZX84B75	75	73.50	76.50	250	2.5	1000	1.00	0.1	56.0	X5



BZX84B2V4 SERIES

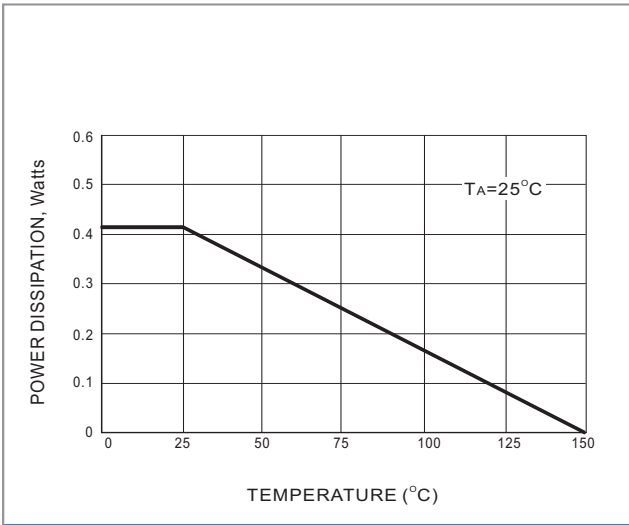


Fig.1 STEADY STATE POWER DERATING

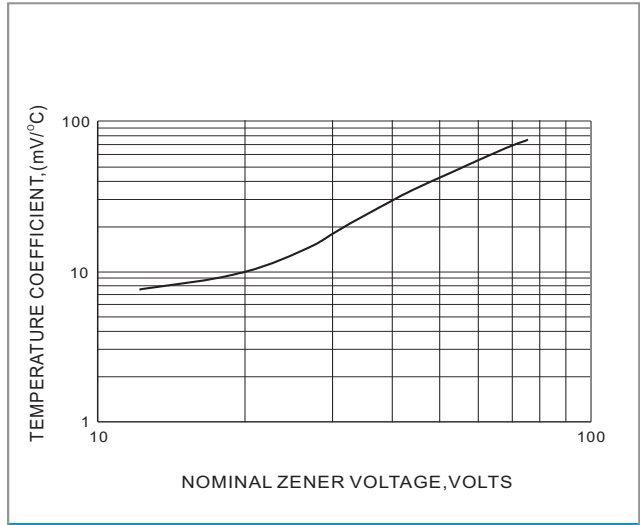


Fig.2 TEMPERATURE COEFFICIENTS

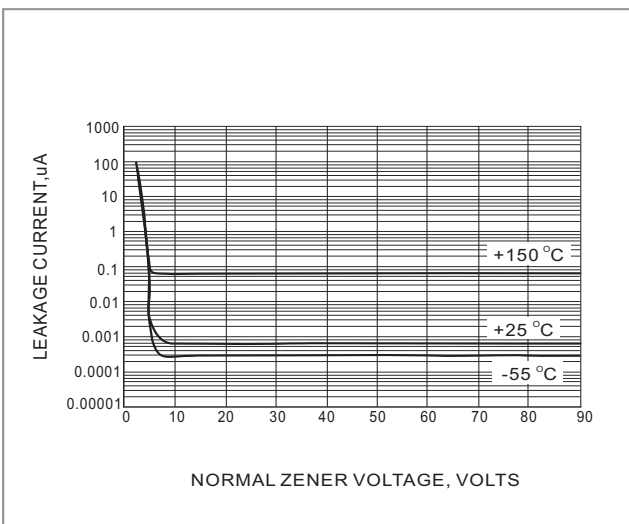


Fig.3 TYPICAL LEAKAGE CURRENT

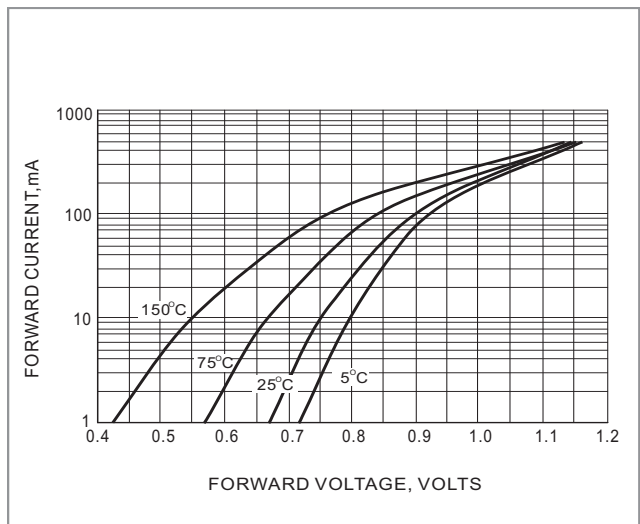


Fig.4 TYPICAL FORWARD VOLTAGE

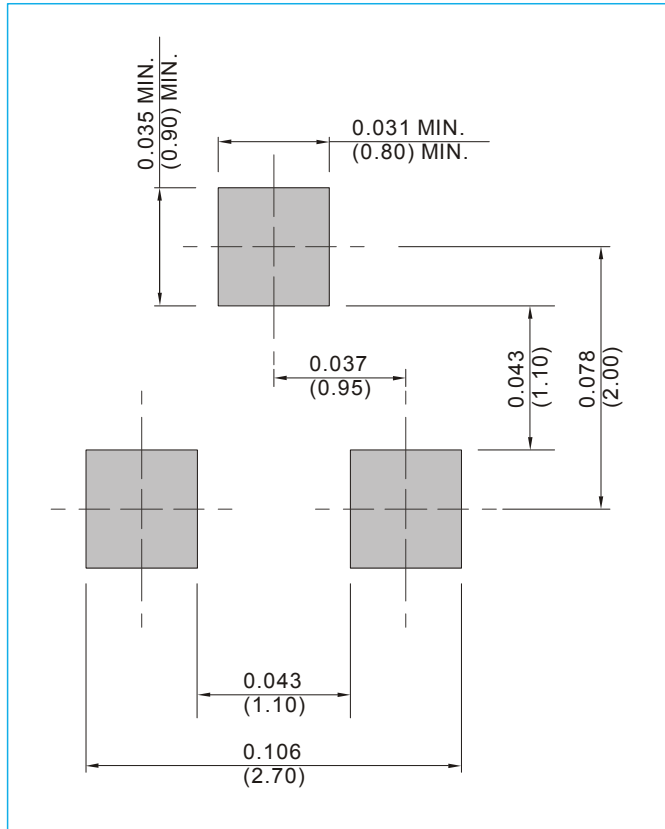


BZX84B2V4 SERIES

MOUNTING PAD LAYOUT

SOT-23

Unit : inch(mm)



ORDER INFORMATION

- Packing information
 - T/R - 12K per 13" plastic Reel
 - T/R - 3K per 7" plastic Reel



BZX84B2V4 SERIES

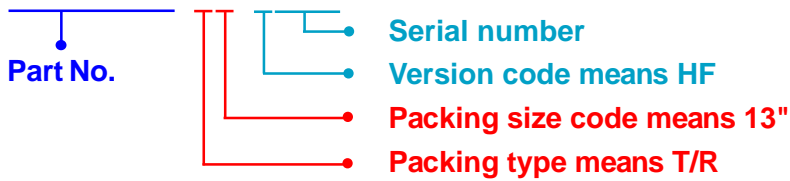
Part No_packing code_Version

BZX84B2V4_R1_00001

BZX84B2V4_R2_00001

For example :

RB500V-40_R2_00001



Packing Code XX				Version Code XXXXX		
Packing type	1 st Code	Packing size code	2 nd Code	HF or RoHS	1 st Code	2 nd ~5 th Code
Tape and Ammunition Box (T/B)	A	N/A	0	HF	0	serial number
Tape and Reel (T/R)	R	7"	1	RoHS	1	serial number
Bulk Packing (B/P)	B	13"	2			
Tube Packing (T/P)	T	26mm	X			
Tape and Reel (Right Oriented) (TRR)	S	52mm	Y			
Tape and Reel (Left Oriented) (TRL)	L	PANASERT T/B CATHODE UP (PBCU)	U			
FORMING	F	PANASERT T/B CATHODE DOWN (PBCD)	D			



BZX84B2V4 SERIES

Disclaimer

- Reproducing and modifying information of the document is prohibited without permission from Panjit International Inc..
- Panjit International Inc. reserves the rights to make changes of the content herein the document anytime without notification. Please refer to our website for the latest document.
- Panjit International Inc. disclaims any and all liability arising out of the application or use of any product including damages incidentally and consequentially occurred.
- Panjit International Inc. does not assume any and all implied warranties, including warranties of fitness for particular purpose, non-infringement and merchantability.
- Applications shown on the herein document are examples of standard use and operation. Customers are responsible in comprehending the suitable use in particular applications. Panjit International Inc. makes no representation or warranty that such applications will be suitable for the specified use without further testing or modification.
- The products shown herein are not designed and authorized for equipments requiring high level of reliability or relating to human life and for any applications concerning life-saving or life-sustaining, such as medical instruments, transportation equipment, aerospace machinery et cetera. Customers using or selling these products for use in such applications do so at their own risk and agree to fully indemnify Panjit International Inc. for any damages resulting from such improper use or sale.
- Since Panjit uses lot number as the tracking base, please provide the lot number for tracking when complaining.